



© CedCommerce. All rights reserved.

[SUPPORT@CEDCOMMERCE.COM](mailto:SUPPORT@CEDCOMMERCE.COM)

## [Vendor Multi Shipping Addon]

Vendor Multi Shipping is an addon for CedCommerce Multi-Vendor Marketplace that allows the admin to enable/disable the multi shipping feature for vendor products and also enables the admin to choose different shipping methods for multi shipping.

# Vendor Multi Shipping Addon

## User Manual

*Version – 1.0*



## Contents

- I. Overview ..... 4
- II. Configuration Settings ..... 4
  - i. Enable Vendor Multi Shipping System ..... 4
  - ii. Vendor Multi Shipping Details and Vendor Shipping Carriers ..... 4
- III. Vendor Shipping Notifications ..... 6
- IV. Vendor Shipping Setting ..... 6
- V. Vendor Shipping Methods Settings ..... 8
  - i. Active ..... 8
  - ii. Allowed Methods ..... 8
- VI. Shipping Rates on Cart Page ..... 9
- VII. Shipping Rates on Checkout Page ..... 11
- VIII. Shipping Rates with Split Order (when Vendor Order Addon has installed) ..... 12
- IX. Support ..... 13

## Overview

Vendor Multi Shipping is an addon for CedCommerce Multi-Vendor Marketplace. It allows the admin to enable/disable multi shipping methods for vendor's products. After vendor's products has been added to cart, customer can choose vendor wise shipping methods for each vendor according to the origin and destination address. And the shipping charge calculation will be based on the origin address of the vendor. Vendor Multi Shipping addon will help to calculate the real shipping rate.

Since this is an addon therefore, CedCommerce Multi-Vendor Marketplace has to be installed before installing Vendor Multi Shipping otherwise, the addon won't function properly.

## Configuration Settings

The system configuration settings for admin can be opened from **CsMarketplace > Vendor Configuration > General tab**.

### i. Enable Vendor Multi Shipping System

When set to Yes, Vendor Multi Shipping addon will enable which means that this addon will be shown at frontend. If set to No, this addon will be in disable mode.

General		
Enable Vendor System	<input type="text" value="Yes"/>	[WEBSITE]
Enable Vendor MultiShipping System	<input type="text" value="Yes"/>	[WEBSITE]
Enable Vendor Group System	<input type="text" value="No"/>	[WEBSITE]
Enable Vendor Attribute System	<input type="text" value="Yes"/>	[WEBSITE]
Enable Advance Product System	<input type="text" value="Yes"/>	[WEBSITE]

### ii. Vendor Multi Shipping Details and Vendor Shipping Carriers

We can find this setting from **CsMarketplace > Vendor Configuration > Vendor Multi Shipping**. From here the admin can allow and restrict the shipping carrier for multi shipping. Here we have a list of all shipping carriers for multi shipping. If we set "Yes" for any shipping carrier then only this shipping method will be allowed for multi shipping.

Otherwise carrier will not be allowed for multi shipping. For example after installing UPS a new setting with shipping methods will appear in Vendor configuration.

Admin can also enter Carrier and Method title which will be shown to customers for an order with multiple vendors' products i.e. when Multi Shipping is actually used.

**NOTE:** This setting can be done vendor group wise to allow different shipping methods to different vendor groups. (When Vendor Group Addon is installed)

### Vendor Multi Shipping

Carrier Title	<input type="text" value="Marketplace Rates"/>	[WEBSITE]
	▲ Vendor MultiShipping Carrier Title	
Method Title	<input type="text" value="Multi Shipping"/>	[WEBSITE]
	▲ Vendor MultiShipping Method Title	
<b>Vendor Shipping Carriers</b>		
Enable United Parcel Service	<input type="text" value="Yes"/>	[WEBSITE]
	▲ Before Enabling this please enable UPS Shipping Method	

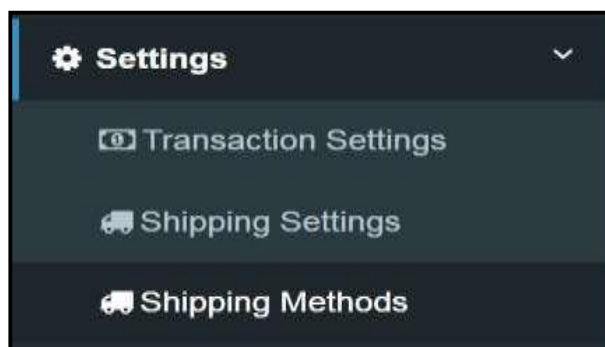
## Vendor Shipping Notifications

If vendor has not set any shipping method, in that case, a notification in the Vendor Notification Area will be shown as “Setup Shipping Methods Details”. If a vendor has not set Shipping Origin Address Details in that case a notification will be shown as “Complete Shipping origin Setting”.



## Vendor Shipping Setting

To view the vendor panel of the shipping setting you should be logged in as a vendor. Then go to the left navigation menu and open the **Setting > Shipping Setting** tab. Here you can set the origin address of the vendor. Vendor wise shipping will only be visible to the customer when the vendor has set his shipping origin address. If the vendor has not set the origin address then customer will see the admin shipping rate and carrier for that vendor. Here the vendor has to set the country, state, city and the zip code of the vendor shipping origin address.



**NOTE:** All the fields in Shipping Settings Origin Address are required otherwise Shipping rates of Vendor will not be used instead Admin Shipping Rates will be used for respective Vendor Products.

**SHIPPING SETTINGS** SAVE CANCEL

**ORIGIN ADDRESS DETAILS**

**Country \***  
United States

**State/Province \***  
California

**City \***  
richmond

**Zip/Postal Code \***  
94801

[« Back](#) \* Required Fields

## Vendor Shipping Methods Settings

To view the vendor panel of the shipping setting you should be logged in as a vendor. Then go to the left navigation and open the **Setting > Shipping Methods** tab. Here you will see all the allowed shipping carriers for multi shipping. Vendor can enable or disable the shipping carrier as well as can allow different shipping rate of any shipping carrier for his products.

- i. **Active-** If set to “Yes” then only this shipping carrier will be shown to the customer on checkout page.
- ii. **Allowed Methods-** From here the vendor can restrict or allow the shipping rate of any shipping carrier. Only allowed rate of the carrier will be shown for vendor’s products on checkout and cart page.

### SHIPPING METHODS

SAVE CANCEL

#### UPS

**Active \***

Yes

**Allowed Methods \***

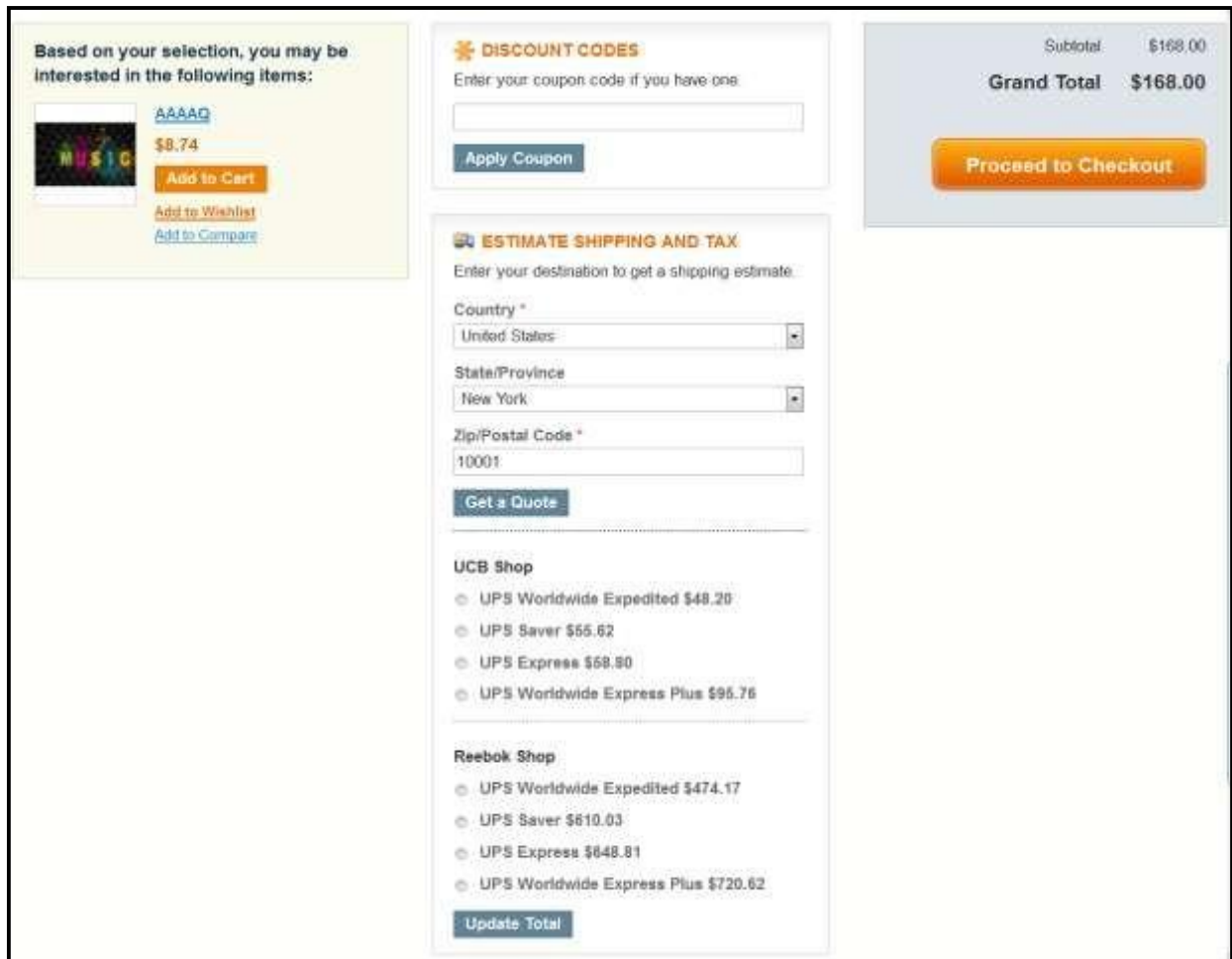
- Next Day Air Early AM
- Next Day Air Early AM Letter
- Next Day Air
- Next Day Air Letter
- Next Day Air Intra (Puerto Rico)
- Next Day Air Saver
- Next Day Air Saver Letter
- 2nd Day Air AM
- 2nd Day Air AM Letter
- 2nd Day Air

« Back \* Required Fields



## Shipping Rates on Cart Page

When multi shipping is enabled and a customer has added a product of the admin and products of two vendors. If the customer clicks on the “Get Quote” button, he will see three options to select the shipping methods. If any vendor has not set multi shipping then its rate will be calculated according to the admin setting. So it will help to get the shipping rate realistic as rate calculation will be based on the real origin address.





The screenshot displays a shopping cart interface with several key sections:

- Product Recommendation:** A box titled "Based on your selection, you may be interested in the following items:" features a product image with the text "MUSIC" and a price of "\$8.74". It includes buttons for "Add to Cart", "Add to Wishlist", and "Add to Compare".
- Discount Codes:** A section titled "DISCOUNT CODES" prompts the user to "Enter your coupon code if you have one" and includes an "Apply Coupon" button.
- Shipping and Tax Estimation:** A section titled "ESTIMATE SHIPPING AND TAX" asks for a destination. It contains dropdown menus for "Country" (United States) and "State/Province" (New York), and a text input for "Zip/Postal Code" (10001). A "Get a Quote" button is located below these fields.
- Shipping Options for UCB Shop:** A list of shipping methods with radio buttons and prices:
  - UPS Worldwide Expedited \$48.20
  - UPS Saver \$55.62
  - UPS Express \$58.80
  - UPS Worldwide Express Plus \$95.76
- Shipping Options for Reebok Shop:** A list of shipping methods with radio buttons and prices:
  - UPS Worldwide Expedited \$474.17
  - UPS Saver \$610.03
  - UPS Express \$648.81
  - UPS Worldwide Express Plus \$720.62
- Summary and Checkout:** A grey box on the right shows a "Subtotal" of "\$168.00" and a "Grand Total" of "\$168.00". A large orange "Proceed to Checkout" button is positioned below the totals.
- Update Total:** A blue button labeled "Update Total" is located at the bottom of the shipping options section.

<p><b>Main Website</b></p> <ul style="list-style-type: none"> <li>○ Fixed \$5.00</li> <li>○ Free \$0.00</li> <li>○ UPS Ground \$13.54</li> <li>○ UPS Three-Day Select \$25.48</li> <li>○ UPS Second Day Air \$30.43</li> <li>○ UPS Next Day Air \$71.44</li> <li>○ UPS Next Day Air Early A.M. \$102.86</li> </ul> <hr/> <p><b>UCB Shop</b></p> <ul style="list-style-type: none"> <li>○ UPS Worldwide Expedited \$48.20</li> <li>○ UPS Saver \$55.62</li> <li>○ UPS Express \$58.80</li> <li>○ UPS Worldwide Express Plus \$95.76</li> </ul> <hr/> <p><b>Reebok Shop</b></p> <ul style="list-style-type: none"> <li>○ UPS Worldwide Expedited \$474.17</li> <li>○ UPS Saver \$610.03</li> <li>○ UPS Express \$648.81</li> <li>○ UPS Worldwide Express Plus \$720.62</li> </ul> <p><b>Update Total</b></p>
--

### Cart Page after Update Totals

<p>Based on your selection, you may be interested in the following items:</p> <div style="border: 1px solid #ccc; padding: 5px; margin-bottom: 5px;">  <p><b>AAAAQ</b> \$8.74</p> <p><a href="#">Add to Cart</a></p> <p><a href="#">Add to Wishlist</a></p> <p><a href="#">Add to Compare</a></p> </div>	<p><b>DISCOUNT CODES</b></p> <p>Enter your coupon code if you have one.</p> <input type="text"/> <p><a href="#">Apply Coupon</a></p> <hr/> <p><b>ESTIMATE SHIPPING AND TAX</b></p> <p>Enter your destination to get a shipping estimate.</p> <p>Country * United States</p> <p>State/Province New York</p> <p>Zip/Postal Code * 10001</p> <p><a href="#">Get a Quote</a></p>	<table border="1"> <tr> <td>Subtotal</td> <td>\$168.00</td> </tr> <tr> <td>Main Website (Fixed)</td> <td>\$5.00</td> </tr> <tr> <td>UCB Shop (UPS Three-Day Select)</td> <td>\$14.78</td> </tr> <tr> <td>Reebok Shop (UPS Second Day Air)</td> <td>\$26.61</td> </tr> <tr> <td>Shipping &amp; Handling (Marketplace Rates - Multi Shipping)</td> <td>\$46.39</td> </tr> <tr> <td><b>Grand Total</b></td> <td><b>\$214.39</b></td> </tr> </table> <p style="text-align: center;"><b>PUT IT ON LAY-BUY</b> <small>powered by </small></p> <p style="text-align: center;">-OR-</p> <p style="text-align: center;"><a href="#">Proceed to Checkout</a></p>	Subtotal	\$168.00	Main Website (Fixed)	\$5.00	UCB Shop (UPS Three-Day Select)	\$14.78	Reebok Shop (UPS Second Day Air)	\$26.61	Shipping & Handling (Marketplace Rates - Multi Shipping)	\$46.39	<b>Grand Total</b>	<b>\$214.39</b>
Subtotal	\$168.00													
Main Website (Fixed)	\$5.00													
UCB Shop (UPS Three-Day Select)	\$14.78													
Reebok Shop (UPS Second Day Air)	\$26.61													
Shipping & Handling (Marketplace Rates - Multi Shipping)	\$46.39													
<b>Grand Total</b>	<b>\$214.39</b>													

## Shipping Rates on Checkout Page

On the checkout page after saving the shipping address we will see a section for shipping methods. Here the customer will see vendor wise shipping methods. If in the cart we have one admin item and items of two vendors at the same time, the customer will have to select three shipping methods. If any vendor does not have multi shipping or have not set the origin address then its shipping will be combined with the admin.

### Checkout

1 Billing Information

2 Shipping Information

3 Shipping Method

**Main Website**

- Fixed \$5.00
- Free \$0.00
- UPS Ground \$13.54
- UPS Three-Day Select \$25.48
- UPS Second Day Air \$30.43
- UPS Next Day Air \$71.44
- UPS Next Day Air Early A.M. \$102.86

**UCB Shop**

- UPS Ground \$11.69
- UPS Three-Day Select \$14.78
- UPS Second Day Air \$20.69
- UPS Next Day Air \$32.37
- UPS Next Day Air Early A.M. \$63.79

**Reebok Shop**

- UPS Ground \$16.05
- UPS Three-Day Select \$21.83
- UPS Second Day Air \$26.61
- UPS Next Day Air \$45.83
- UPS Next Day Air Early A.M. \$77.25

[↑ Back](#)
Continue

#### YOUR CHECKOUT PROGRESS

Billing Address | [Change](#)

Andrew Smith  
Street 1  
New york, New York, 10001  
United States  
T: 7687465645

Shipping Address | [Change](#)

Andrew Smith  
Street 1  
New york, New York, 10001  
United States  
T: 7687465645

Shipping Method

Payment Method

### Checkout

- 1 Billing Information
- 2 Shipping Information
- 3 Shipping Method
- 4 Payment Information
- 5 **Order Review**

Product Name	Price	Qty	Subtotal
test3 <i>Vendor</i> UCB Shop	\$32.00	1	\$32.00
Test product <i>Vendor</i> Reebok Shop	\$16.00	1	\$16.00
Test Product	\$120.00	1	\$120.00
Subtotal			\$168.00
Main Website (Fixed)			\$5.00
UCB Shop (UPS Three-Day Select)			\$14.78
Reebok Shop (UPS Second Day Air)			\$26.61
<input type="checkbox"/> Shipping & Handling (Marketplace Rates - Multi Shipping)			\$46.39
<b>Grand Total</b>			<b>\$214.39</b>

Forgot an item? [Edit Your Cart](#)

[Place Order](#)

#### YOUR CHECKOUT PROGRESS

**Billing Address** | [Change](#)

Andrew Smith  
Street 1  
New york, New York, 10001  
United States  
T: 7687465645

**Shipping Address** | [Change](#)

Andrew Smith  
Street 1  
New york, New York, 10001  
United States  
T: 7687465645

**Shipping Method** | [Change](#)

Marketplace Rates - Multi  
Shipping \$46.39

**Payment Method** | [Change](#)

Check / Money order

## Shipping Rate with Split Order (when Vendor Order Addon has been installed)

This module is compatible with Vendor Order Addon. So if Split Orders feature is enabled in Vendor Order Addon then during checkout with split order we will see vendor wise shipping method. So we have to select shipping methods vendor wise.

**Shipping For UCB Shop**

**Shipping To** | [Change](#)

Andrew Smith  
Stree1  
New york, New York, 10001  
United States  
T: 7689786577

**Shipping Method**

**United Parcel Service**

- UPS Worldwide Expedited \$48.20
- UPS Saver \$55.62
- UPS Express \$58.80
- UPS Worldwide Express Plus \$95.76

**Items** | [Edit Items](#)

Product Name	Qty
<a href="#">test3</a>	1
<b>Vendor</b> UCB Shop	

**Shipping For Reebok Shop**

**Shipping To** | [Change](#)

Andrew Smith  
Stree1  
New york, New York, 10001  
United States  
T: 7689786577

**Shipping Method**

**United Parcel Service**

- UPS Worldwide Expedited \$474.17
- UPS Saver \$610.03
- UPS Express \$648.81
- UPS Worldwide Express Plus \$720.62

**Items** | [Edit Items](#)

Product Name	Qty
<a href="#">Test product</a>	1
<b>Vendor</b> Reebok Shop	

## Support

If you need any support or have questions directly related to Vendor Multi Shipping Addon, please use our Online Message Form to contact our support team or send us an email at [support@cedcommerce.com](mailto:support@cedcommerce.com)

Best Regards,  
CedCommerce Team